




WATTS ICE CENTER

Fiscal Year 2015-16 Annual Report

The following report outlines the operation of the Watts Ice Center, a Glencoe Park District facility, during the 2015-16 season. The report reviews operations using historical data, financial and participation information, as well as participant feedback and review of operating procedures.

Michael Lushniak, Director of Recreation and Facilities

4/19/2016



Watts Ice Center

Fiscal Year 2015-16 Annual Report

Table of Contents

Introduction	2
Staffing & Training	2
Facility Upkeep and Improvements	3
On-Ice Programming	5
Public Skate & Open Hockey	7
Ice Rentals	9
Room Usage	10
Special Events	11
Patron and Participant Feedback.....	12
Financial Data & Future Planning	14
Weekly Drop-In Schedule.....	Appendix A
Rink Operational Data.....	Appendix B
Rink Pricing/Comparisons	Appendix C
2015-16 Financial Data.....	Appendix D

Introduction

This annual report is an overview of the facility, programming information, operations, and financial data for the Watts Ice Center during the 2015-2016 season. The Watts Ice Center is comprised of an early childhood room, recreation room, outdoor full ice sheet, and outdoor studio ice sheet. The facility offers additional amenities including skate rental, two locker rooms for use with ice rentals, basic pro shop, and a small concessions stand.

Facility Staffing and Training

The Watts Ice Center is overseen by the full time Beach and Rink Facility Manager. This position was held by David Johnson for the 2015-16 season. This position oversees the all-encompassing operations of the Ice Facility. Additionally, Tammie Whalen served in the capacity of Beach and Watts Facility Coordinator. This position assisted with private facility rentals, ice rentals, and coverage of Facility Assistant Manager shifts during the week.

The full time maintenance staff also played a significant role in staffing the Watts Center. The maintenance staff was responsible for Zamboni operation each morning and afternoon from Monday-Friday. Members of the Facilities staff also played a significant role in cleaning the facility in the evenings in conjunction with the part time staff.



The Watts Ice Center is heavily dependent on part time seasonal staff to operate the rink on nights and weekends. Part time positions consist of cashiers/desk attendants, concessions workers, skate guards, and Assistant Managers.

Assistant Managers are a key part time position and were staffed on evenings and weekends to operate the Zamboni, oversee facility operations, respond in the event of an emergency or injury, follow cash handling procedures, oversee other part time staff, and perform routine cleaning of the facility.

A pre-season training was held before the 2015-16 season for all staff working at the Watts Ice Center. In an effort to promote interdepartmental collaboration and efficiently use resources, a joint training was held for all

Zamboni Drivers from both the full-time Facilities staff as well as part time Assistant Managers. This training covered topics including Zamboni operation, facility cleaning, and ice maintenance expectations. Additionally, pre-season training was held for each specific position at the rink including front desk staff, skate guards, and concessions staff. Topics of these trainings included job specific functions, safety and risk management, and customer service.

Facility Upkeep and Improvements

Facility Repairs

This season, the Parks & Maintenance Department placed a strong emphasis on the appearance of the Watts facility. The downstairs locker rooms and hallways we painted to provide a fresh new look for the facility. At this time, new molding was added, light fixtures were repaired, and emergency signs were replaced. Repairs were also made to the rubber flooring in the lobby. The electronic door holders were repaired, so the basement doors would not need to be propped open during operation and the lobby was painted along with table bases and chair frames.



On the exterior of the facility, the player's boxes were repainted, new netting and posts were installed in front of the scoreboard, all the light bulbs were changed in the scoreboard to match another scoreboard, and fiberglass repairs were made to multiple locations in the board system. Staff also buffed all boards and repainted blue and red lines, broken or cracked glass was replaced, and the netting was replaced on the studio rink.

Signage

The Parks & Maintenance Department worked with Marketing to bring a fresh approach to signage in the facility. All locker room signs were replaced and standardized, all safety signs were replaced and standardized, snap frames were installed throughout the facility to aid in marketing, and photographs of participants were hung throughout the facility in these snap frames to foster a community feeling. The snap frames allow the photos to be rotated out on a seasonal basis.

Refrigeration Repairs

Multiple repairs were necessary to the refrigeration system to maintain optimal playing conditions. All of these repairs eliminated long standing issues which had directly impacted the quality of the ice sheets. The compressor units would shut down on warm days and ice conditions would suffer. Prior to the season, staff identified several components that, while functioning, were approaching replacement. To prevent the long lead time necessary on parts, several components were purchased ahead of time.

After starting up the compressors this approach paid off, one of the compressor starters failed and was able to be replaced quickly because parts were on hand. This limited any disruption in service. Over the course of the season, multiple temperature sensors were replaced after thorough diagnostic process performed by staff. These components proved to be the reason the compressors were shutting down in previous seasons and requiring service. By replacing the components, all three compressors continued to function throughout the entire season. During the diagnostic phase of planning for compressor maintenance, staff determined that the existing air exhaust system for the compressor room was no longer functional. The system was repaired and functioned well in keeping the compressor room cool during warmer days when all three compressors were running.

Cooling Floor Issues

During the startup of the rink, staff discovered that there was an active leak in the cooling floor. After a brief delay in the rink opening, it was determined that the leak was not large enough that the rink could not be operated for the season. Had the leak been more significant, an immediate repair would have been necessary delaying the opening of the rink for an undetermined length of time. A thorough diagnostic and leak checking process has been scheduled for April of 2016. This will provide all relevant information for staff to take the next steps in the repair process.

Facility Improvement

By relying on previous rink experience, staff was able to make multiple improvements to the facility and ice conditions this season. Vinyl ice lines were used in place of paper lines previously used. This new product is reusable from year to year and is installed very efficiently saving time and effort. Additional white ice paint was also used to produce a more vibrantly colored ice sheet. This



improved the appearance and perception of the ice. Rink rubber was replaced where necessary and new hockey net material and bumpers were installed on the hockey nets. Also, the upstairs area was organized into staff specific storage areas to maximize program and maintenance storage and the crowd control rail was removed from the front lobby to create clearer traffic patterns for participants.

Sustainability

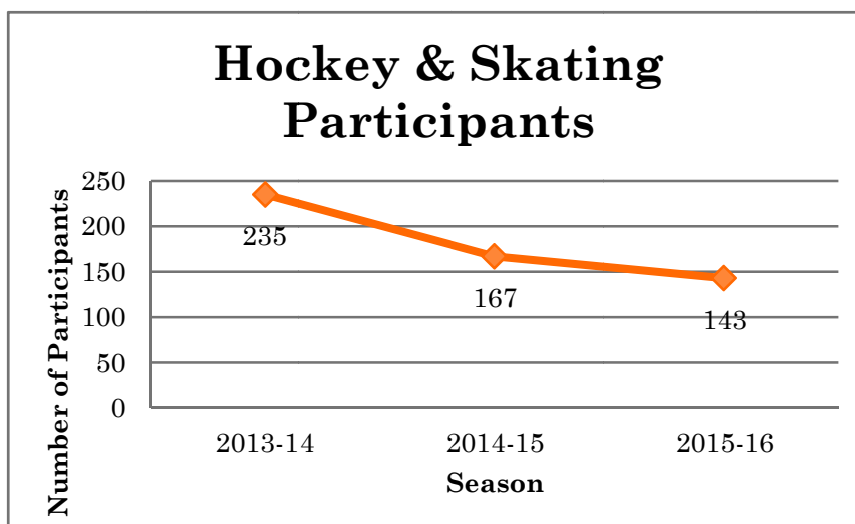
Several projects were completed to integrate sustainability into the operation of Watts Ice Center. Hand dryers were installed in bathrooms to decrease paper waste, the Zamboni was converted to propane - prior to the conversion the machine ran on unleaded gasoline - and staff began managing ice depth to prevent heavy build up. When the ice builds up, it requires more compressor run time therefore using more electricity.

Equipment

With new staff in place, a new approach was taken to maintaining the equipment necessary for the Operation of the Watt's Ice Rink. Instead of replacing the existing Zamboni at a cost over \$120,000 staff sent the current machine to R&R Specialties of Wisconsin for a total rebuild and retrofit. The machine had multiple components replaced and was converted to run on propane. The ice edger at the rink was replaced when staff learned the engine had seized. Also, the snow blower used at Watts was replaced when staff learned it was not functional. Rink staff was able to use this equipment to keep the runway clear during light snow.

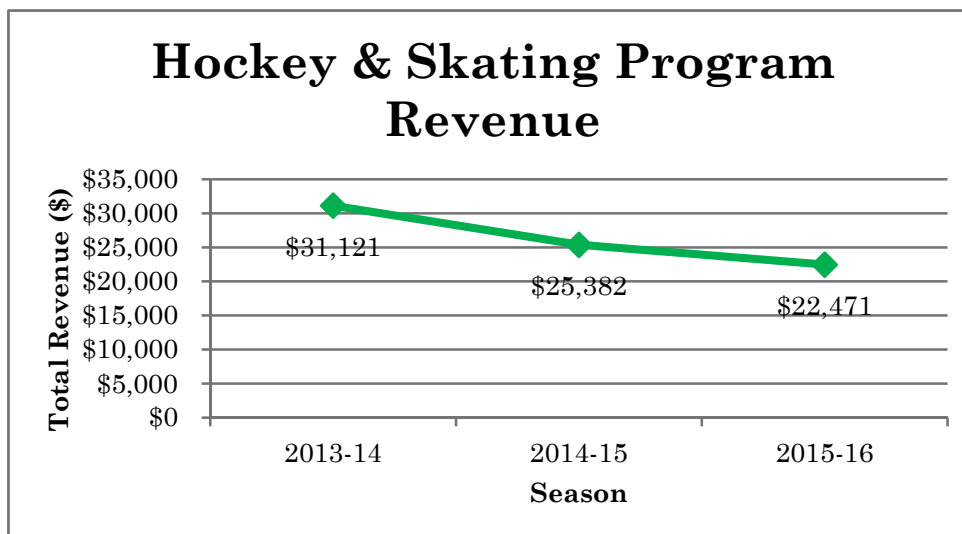
On-Ice Programming

There are a wide variety of programming opportunities available both on and off the ice at the Watts Ice Center. On the ice, figure skating lessons and hockey lessons are available for youth novice and intermediate skaters and hockey players, as well as, adult hockey players. The skating program follows the Ice Skating Institute (ISI) program in terms of class offerings and curriculum. Watts Ice Center offers ISI levels for Tots (ages 3-4) Basic/Beginner (ages 4-6), and Pre-Alpha/Intermediate (ages 6-14). The programs run



for twelve weeks, breaking for the holidays. Smaller 5 & 6 week mini sessions are also offered. In addition to the base ISI programs, the Watts Center also offers additional classes.

- Kinderblades – this program runs in conjunction with the half day program at South School. Participants are walked from school to the ice rink and receive lunch, a skating lesson, and unstructured time on the ice. This program will be modified next season due to the switch from half day to full day kindergarten at Glencoe schools.
- Rock N’ Tots – this long running program combines a traditional tot skating class with music. Students receive a lesson while the instructor works to incorporate dance, rhythm, and sound into the lesson plan.
- Skate Practice Play! – a traditional lesson is coupled with instructor run games and free time on the ice. Taking on more of an “after school” program feel, this program accommodates skaters of many different ages and skills.



Watts Ice Center also offers basic hockey classes. Classes begin at age four and go up through adult beginner classes for ages 18 and up. The MinorHawks

program offers both learn to skate and beginner hockey classes. These classes set the foundation of learning to play the game and the basic fundamentals associated with hockey. In addition to MinorHawks hockey, intermediate and advanced classes are offered to teach young players teamwork, game play, and rules through cross ice practices and innovative drills.

As noted in the charts, revenue and participation has decreased over the past three seasons, somewhat leveling from 2014-15 to 2015-16. Staff attributes this to decrease to a lack of new skating opportunities and interest in skating at a facility year round.

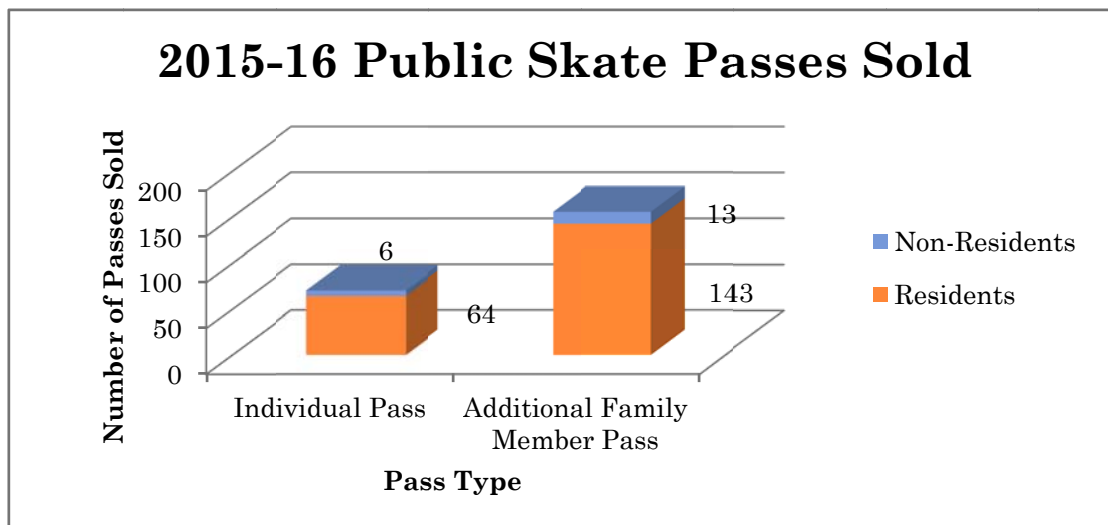
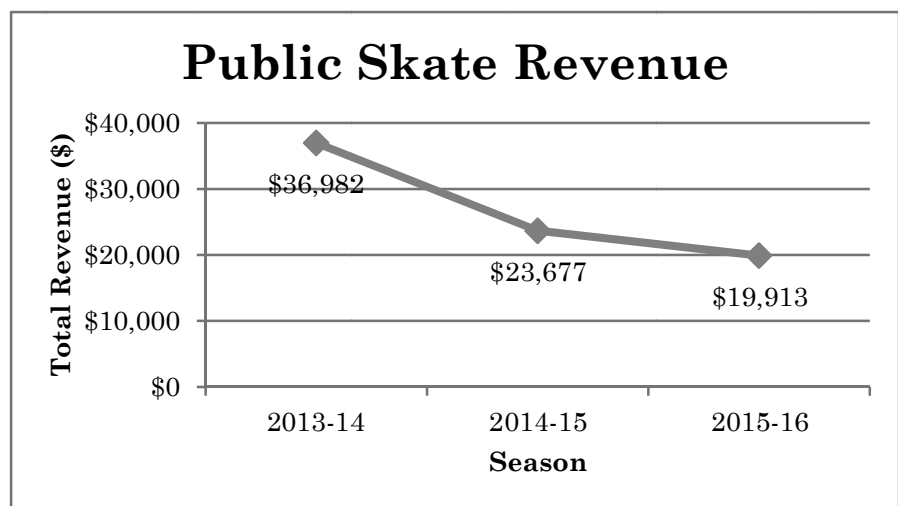
Staff will re-examine these programs moving forward to look for fresh new programs as well as potential open ice time to expand program offerings to offer more classes for skaters looking to continue on to a higher level of skating and hockey. Future consideration could be given to switching to a United States Figure Skating based skating program which is a current industry trend.

Public Skate and Open Hockey

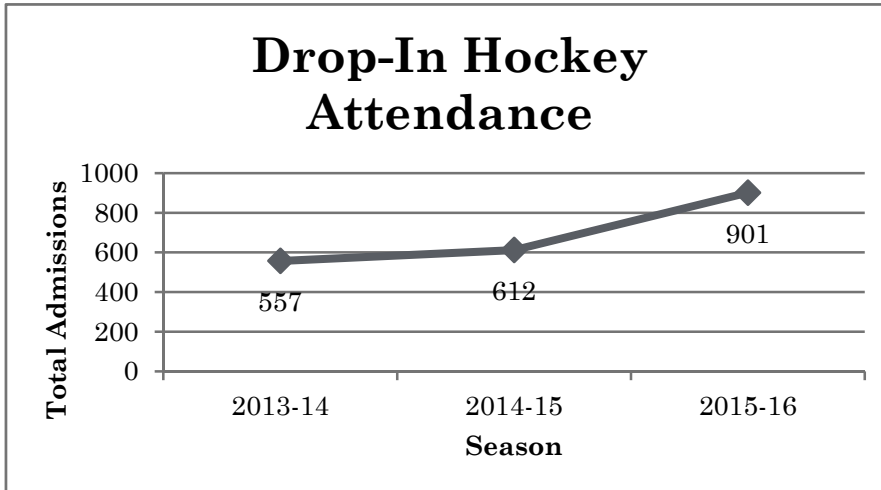
Public Skate and Open Hockey are the most popular programs offered at Watts Ice Center. For a complete weekly schedule of drop in program times, please see Appendix A. Public Skate offers unstructured skating time where members of the community can enjoy skating in the outdoors on the main rink. Skaters can

either purchase a season pass for \$58 resident / \$74 nonresident or pay the daily admission fee of \$8 (\$5 if under the age of 17). Public Skate is staffed by rink guards as well as a front desk attendant who issues rental skates for a cost of

\$4. Public Skate revenue has been in decline since 2013-14. Staff will be examining ways to increase both pass sales and daily revenue for Public Skate moving forward. Also depicted below, more than 90% of passes were purchased by residents. Families can purchase the first pass at full price, but then have the ability to purchase additional passes at a reduced cost.



Drop in hockey programs at Watts Ice Center has taken on many different forms and has grown in success over the past few years. Open Hockey allows players to hit the ice and either partake in a scrimmage game or practice skills in an unstructured environment. The Adult SCRUB times are for pick-up games. The

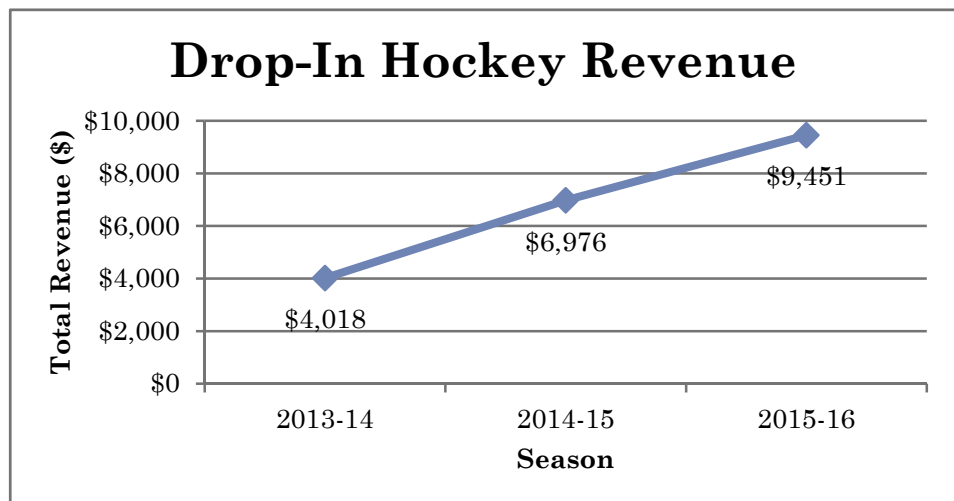


2015-16 rink season offered over 30 hours of drop in hockey during a regularly scheduled week compared to 22.5 hours of Public Skate offered during a normal week. Players can

either pay the daily fee of \$7 or buy a punch pass for \$45 for 10 visits.

The trends for drop in hockey show an increase in revenue and usage year over year. Punch card sales increased from 26 in 2014-15 to 39 in 2015-16. Staff will continue to look for ways to encourage growth in this area. While

adding more time for drop in hockey may or may not be possible, the ability to open up current sessions for a wider variety of ages might continue usage and revenue trends in the upward direction.



Private Ice Rentals

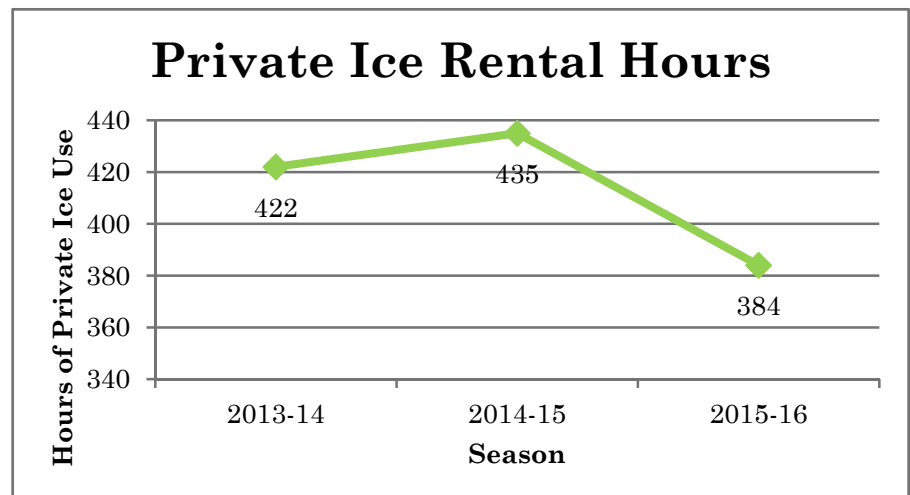
Watts Ice Center is available for private use in addition to Glencoe Park District run programs and ice slots. The chart below indicates pricing of the ice rink in the 2015-16 seasons

2015-16 Watts Ice Rink Rental Pricing

	Non-residents	Residents
Main Rink	\$278	\$253
Studio Rink	\$150	\$165

**Consistent weekly renters receive a discounted price of \$220 for the main rink.*

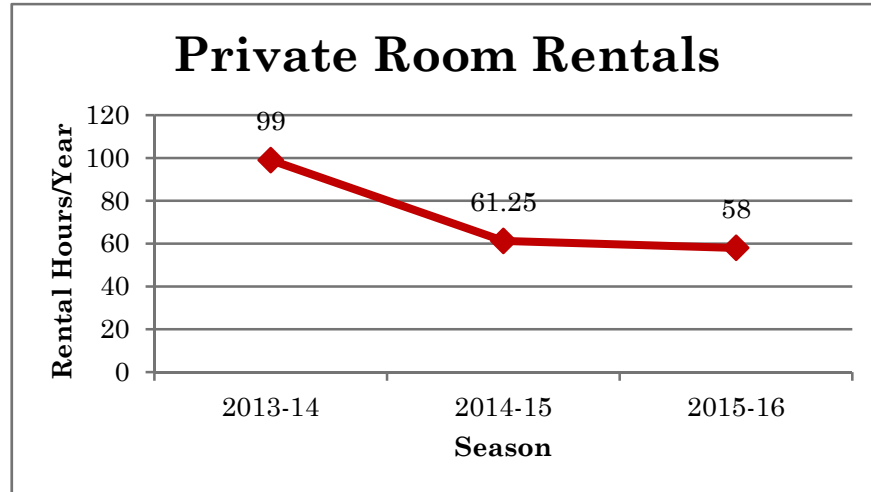
There are a number of rental groups that use the facility on a consistent basis. The largest rental group is the Winnetka Hockey Club, who uses the ice for overflow games and practice times for their teams outside of their home rink. Other hockey organizations that also rent ice include the Niles Rangers, Wilmette Cougars, and Glenview Grizzlies. In addition to hockey club rentals, Watts Ice Center books private rentals. Consistent groups rent the rink week after week to play pick-up hockey games with friends. Private rentals also come in the form of one time rentals for special events, private parties, or pick-up hockey groups. These provide a supplement to revenue when unused ice is available and sold.



The current ice rental trend is towards the negative, both in hours rented and revenue collected. Some rental hours were refunded when the facility did not open for the first weekend of operation. Additionally, Winnetka continues to scale back their rental hours due to a recently added pond in that community. Staff estimates a loss of about 60 hours from Winnetka alone from the 2014-15 season to the 2015-16 season. Staff will begin to look for ways to offset this loss in revenue either through finding new renters to purchase unfilled ice or develop in-house programming to ensure ice is scheduled and used efficiently.

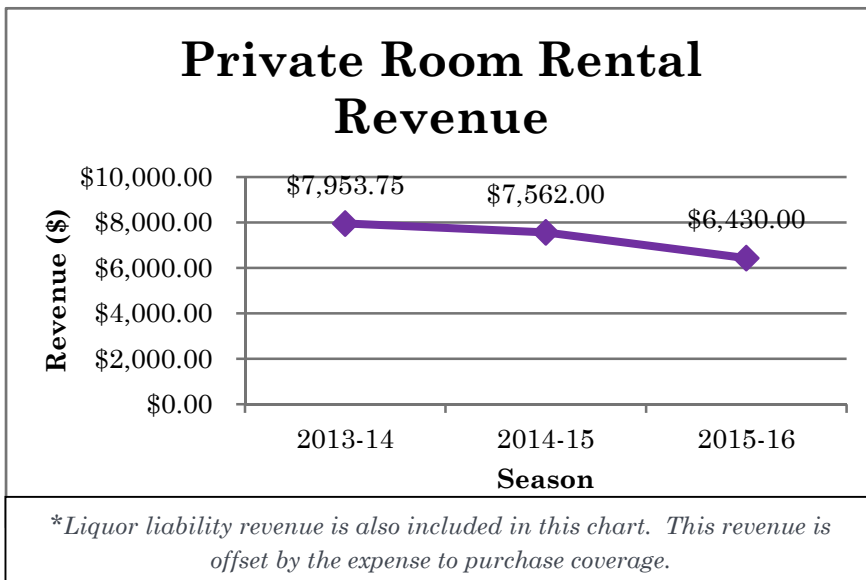
Room Usage

Rooms at this facility are utilized both during the rink season and in the summer months. In the fall and winter, the Early Childhood Room is programmed from 7:00am-4:00pm aligning with the school year calendar. The programs that use this room include childhood enrichment classes, before school care, and after school care. There are also additional Glencoe Park District programs that utilize the space at Watts. The Multipurpose Room, which has ballet bars and mirrors, offers a number of dance classes including Hip Hop and Ballet and drama classes including Little Footlighters and Jr. High Improv.



In addition to Glencoe Park District programming, the Multipurpose Room is available for private rentals. Rentals include a private place for a party during Public Skate, or a room rental in conjunction with a private skating

rental or private broomball rental. The room rents for \$75/hour with the option for liquor liability to be purchased for an additional charge of \$175.



In the summer months, Watts is home to the Action Quest camp that serves campers in grades 6-9. Staff will continue to look for ways to effectively use the space at Watts both during the rink season as well as

during the summer months. With the transition from half day to full day kindergarten, staff will re-evaluate the usage in the program room including

its ability to serve as a third and fourth locker room for hockey usage.

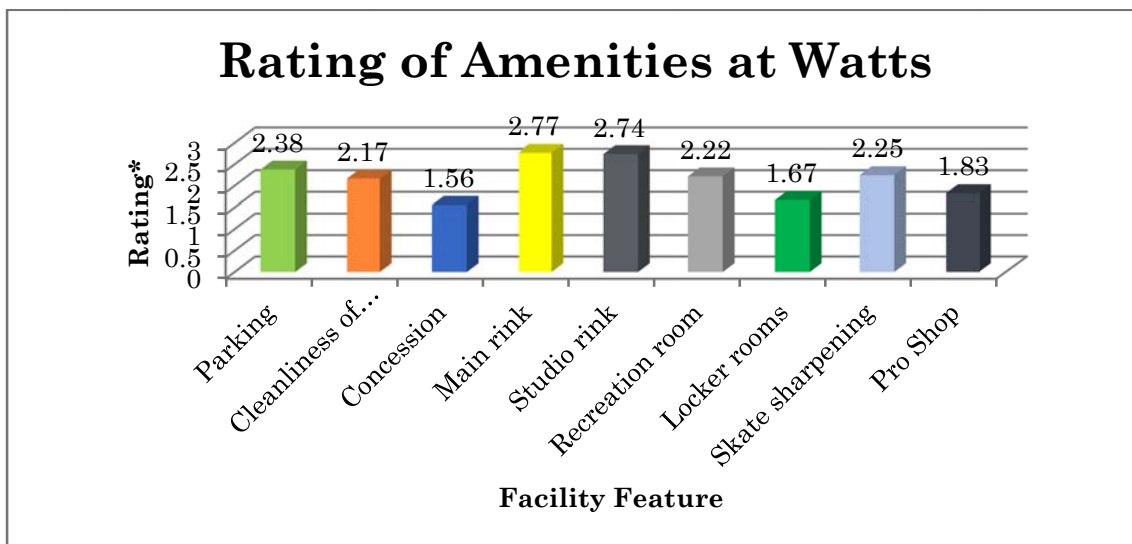
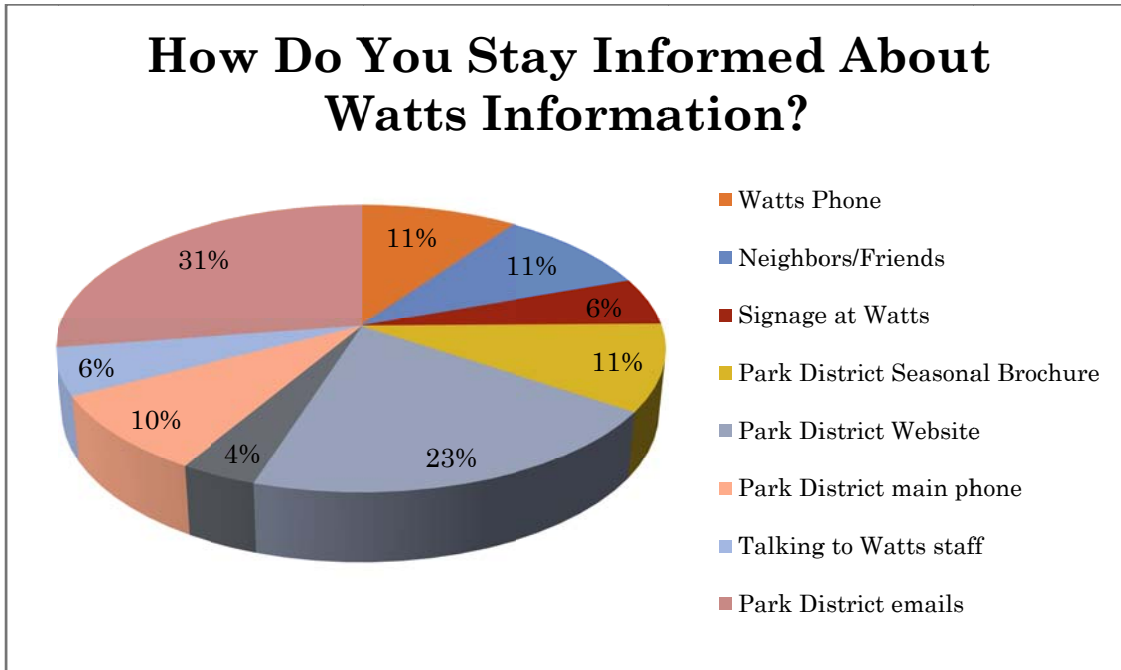
Special Events

The Watts Ice Center is home to a number of special events during the ice rink season. Special events are meant to get members of the community out to the facility as well as draw in new customers who might not usually come to the rink. Below is a short description of some of the special events enjoyed during the 2015-16 season.

- Skate-A-Thon (November 27) – The Skate-A-Thon is a special event with a cause. Admissions are normally taken as donations for Lurie Children’s Hospital. Unfortunately, this event was not held due to mechanical issues with the rink during start-up that postponed the opening.
- Hawaiian Night Family Skate (December 11) – This special event mixed warm weather fun with cold weather activities. Skaters were given lei’s, danced to festive music, and had the option of tropical snacks and traditional hot chocolate.
- Teen Skate Nights (January 15 and February 12) – A popular evening for teens in Glencoe and surrounding communities, these two nights offer a more relaxed environment where teens can be teens. They are able to skate, play broomball, or just enjoy some music and atmosphere at the rink.
- Blackhawks Night (February 5) – One of the best special events of the year, Blackhawks Night was a huge hit with a large crowd and a festive atmosphere. Rink staff capitalized on their Rink Partnership Agreement with the Chicago Blackhawks to have Tommy Hawk (the Blackhawks mascot) mingle and take photos with event guests. There was also a drawing for Blackhawks tickets that were given to the Glencoe Park District as part of the rink partner agreement.
- Watts Below Zero (February 15) – The signature special event at Watts featured ice sculpting, dog sled demonstrations, ice painting, and a variety of concessions food. This free event focuses on bringing the community to the rink. Ironically, this cold weather themed event was rescheduled due to unseasonable temperatures on the original January 18th date, but was made up a few weeks later.

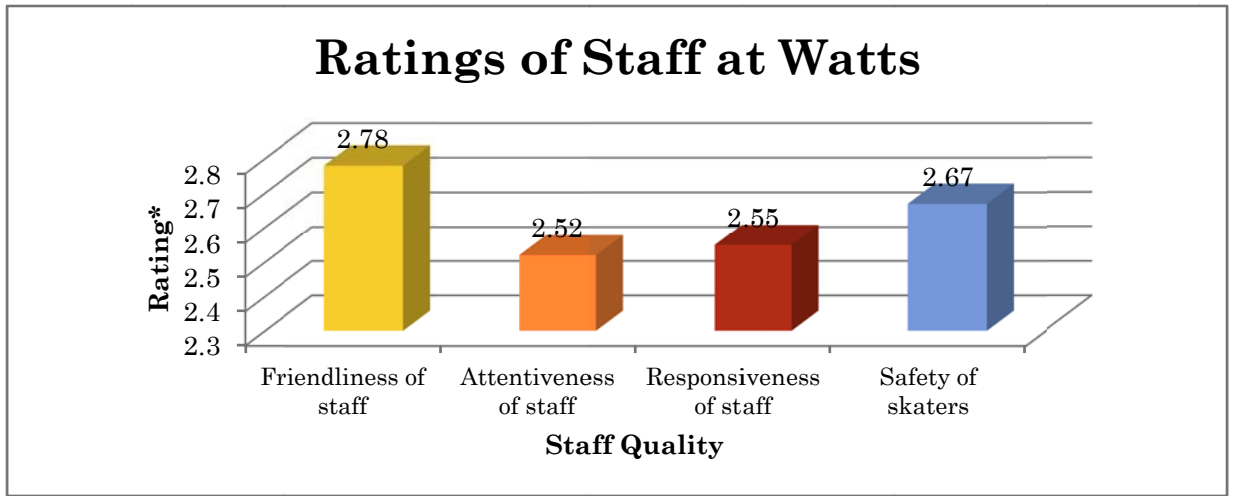
Patron and Participant Feedback

At the end of each season, staff asks rink users for their feedback about their experience at the facility. This data is gathered through an email sent out to rink users. Users are asked to click a link which takes them to an online survey through the use of the www.surveymonkey.com website. This year, 49 responses were collected from people who participated in anything from skating lessons, to public skates, to private birthday parties. Below is a graphical analysis of the results.



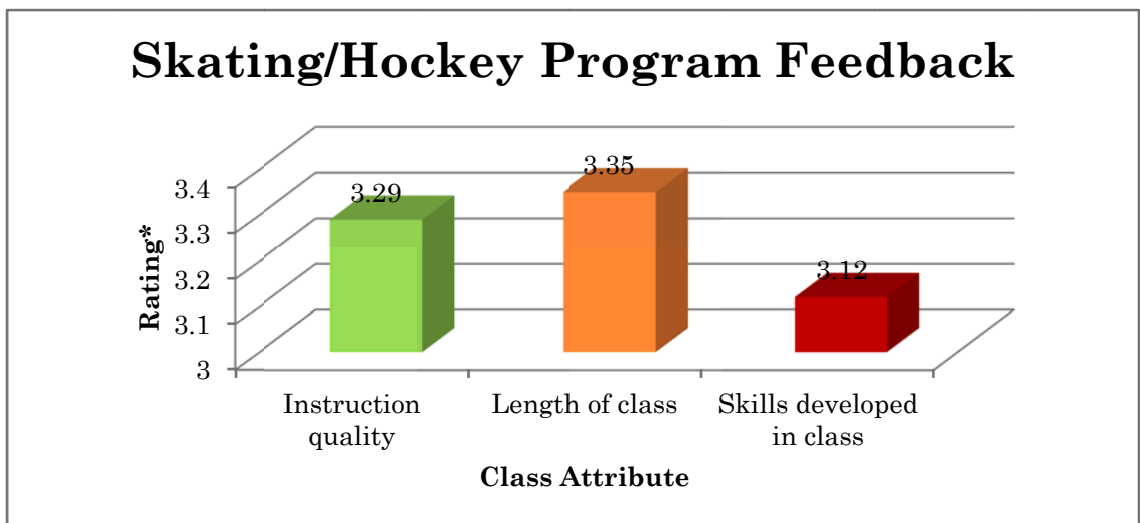
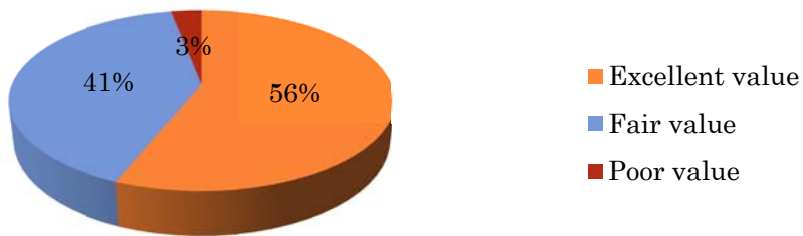
**Ratings are based on a Good, Fair, Poor scale. Numerical data was assigned to answers - 3 is the highest score and 2 is the average.*

Patron and Participant Feedback – Continued

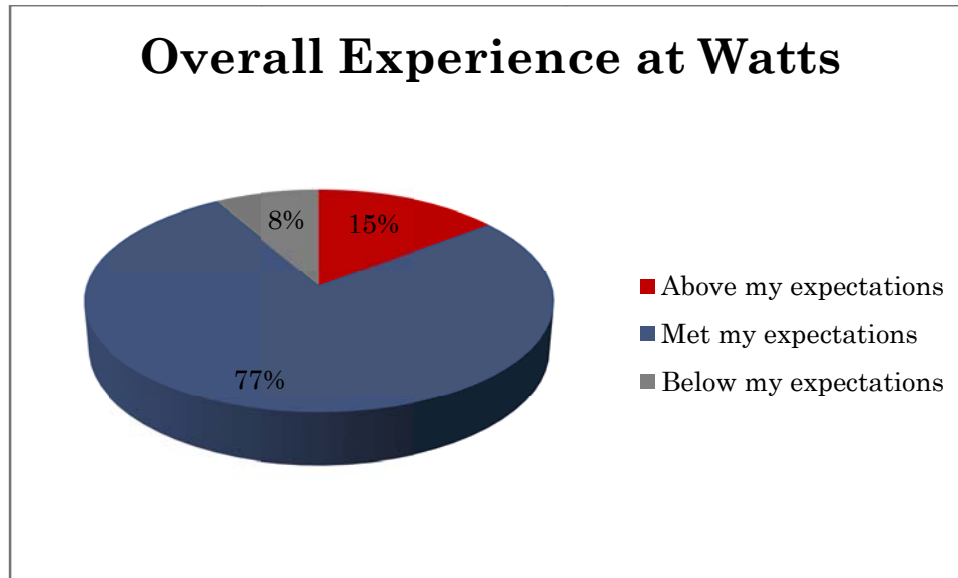


**Ratings are based on a Good, Fair, Poor scale. Numerical data was assigned to answers - 3 is the highest score and 2 is the average.*

Preceived Value of Skating Pass



**Ratings are based on a Good, Excellent, Fair, Poor scale. Numerical data was assigned to answers - 4 is the highest score 2.5 would be considered average.*

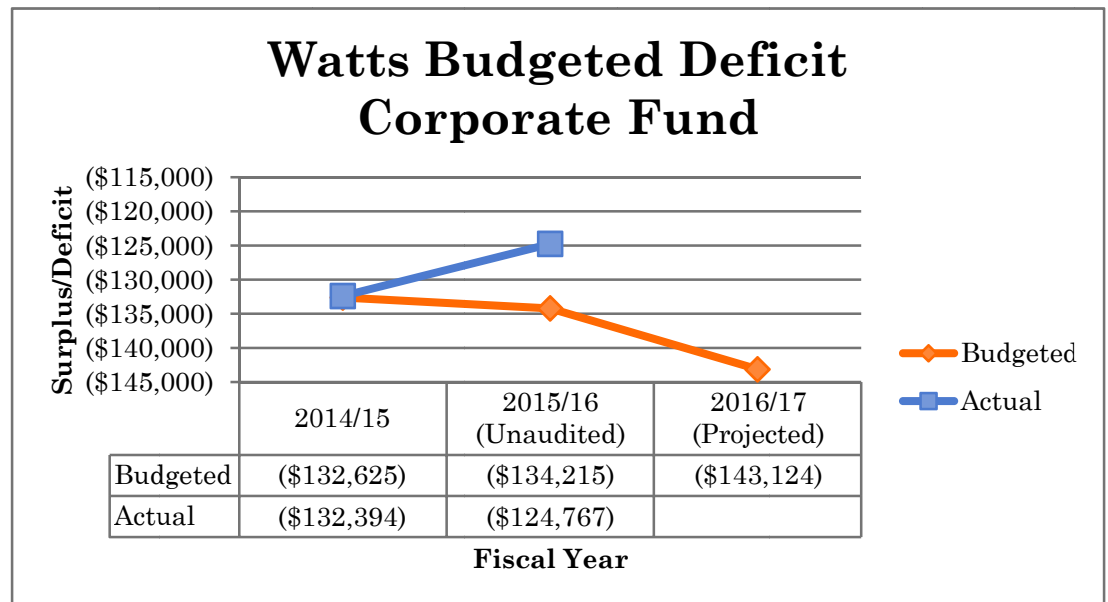


Budget and Future Planning

Below is budget information from the previous fiscal year, the fiscal year that includes the 2015-16 Watts season, and projected 2016-17 budget numbers for next season.

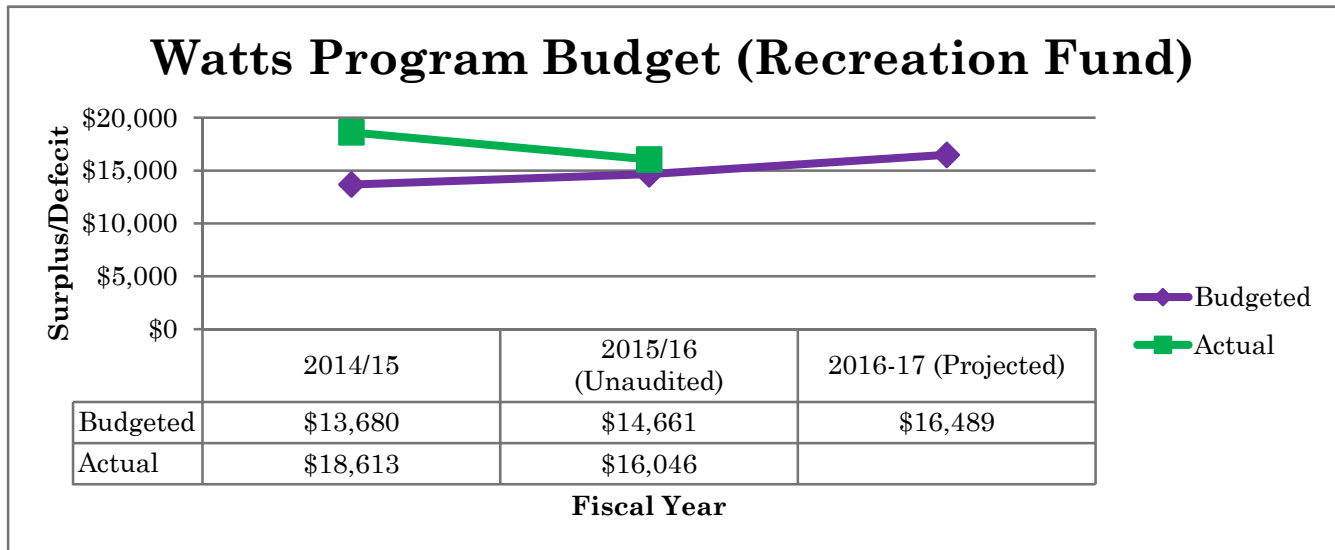
As noted above, Watts Ice Center has shown a history of being a high deficit facility. A strong assessment of current operations for this facility will be conducted to look for ways to grow revenue as well as limit expenses.

Staff will reevaluate skating and hockey programs to find opportunity for growth and rebranding of current offerings. A strong beginner and intermediate skating and hockey



program can be the base of a well operated ice rink. In addition to reinventing programming, an effort will be made to streamline the current

ice schedule. Staff will look to package ice usage more efficiently. Because of the high cost of maintaining an outdoor ice sheet, a well-organized and high use ice schedule will help to offset loss in this operation. An effort to contract new renters will also be investigated. With decreasing time from the Winnetka Hockey Club, perhaps other youth organizations or other organizations interested in renting ice outdoors can be secured to offset high costs of outdoor rink operation.



In an effort to limit expenses, staff will continue to evaluate staffing levels and ensure the facility is operated appropriately for the usage at particular times. Unfortunately, the largest amount of expense related to Watts Ice Center is the cost to maintain the sheet of ice, which is unavoidable. However, the Parks and Facilities team has taken a more preventative approach to maintaining equipment in the hopes that it can be run more efficiently and expensive emergency repairs can be reduced or eliminated altogether.

Appendix A

Weekly Drop-In Schedule

Watts Ice Center

2015-16

RINK		MONDAY	TUESDAY	WEDNESDAY	THURSDAY	FRIDAY	SATURDAY	SUNDAY
OPEN SKATE								
PARENT/CHILD SKATE	MAIN RINK	1:30-3 PM	1:30-3 PM	1:30-3 PM	1:30-3 PM	1:30-3 PM		
PUBLIC SKATE	MAIN RINK	3-5:15 PM	3-5:15 PM	3-5:15 PM	3-5:15 PM		1:30-4:30 PM	1:30-4:30 PM
OPEN HOCKEY								
AGE 8 & UNDER	STUDIO RINK	3:15-4:15 PM						
AGE 12 & UNDER	STUDIO RINK		5:30-7 PM	5:30-7 PM	6:15-7:45 PM			10-11:30 AM
AGE 13 & UP	STUDIO RINK		7:15-8:45 PM	7:15-8:45 PM	4:30-6 PM			11:45 AM-12:45 PM
AGE 17 & UNDER	MAIN RINK					3-5:15 PM	9:30-10:45 AM	9:15-11:15 AM (STUDIO RINK)
AGE 18 & UP	MAIN RINK	11 AM-1 PM	11 AM-1 PM	11 AM-1 PM	11 AM-1 PM	11 AM-1 PM		
ADULT SCRUB								
AGES 18-29	MAIN RINK							10:45 AM-12 PM
AGES 30 & UP	MAIN RINK							9-10:30 AM

Appendix B - Ice Rink Operational Data

- The facility season ran from November 27, 2015 through February 28, 2016.
- The facility was open as dictated by the daily schedule at 9:30am weekdays and 8:30am weekends or earlier for a rental. Closing time was 9:30pm Sunday through Thursday and 10:00pm Friday and Saturday or at the discretion of the Facility Manager.
- Special Holiday Hours: The rink was closed at 5:00pm on Christmas Eve and was closed on Christmas Day. The rink was closed at 5:00pm on New Year's Eve and was open at 11:00am on New Year's Day.
- Use of the public address system and amplified music ceased at 6:00pm Sunday through Thursday and 8:30pm Friday and Saturday with the exception of Glencoe Park District sponsored special events.
- Outdoor lighting was shut off at 9:30pm Sunday through Thursday and at 10:30pm on Friday and Saturday.
- The office was staffed in the off-season September through mid-November and March through May from 9:30am-4:30pm to monitor the building and be present for recreation classes.
- The rink was closed on the following days and for the following reasons this season.

Date	All Day or Partial	Reason For Closure
11/27-11/29	All Day	Mechanical Issue
12/12	All Day	High Temp & Sun
12/14	Partial	High Temp & Sun
12/21	Partial	High Temp & Sun
12/23	Partial	High Temp & Sun
12/28	Partial	Snow
1/18	Partial	Cold Temperatures
2/2	Partial	Snow
2/19	All Day	High Temp & Sun
2/20	Partial	High Temp & Sun
2/27	Partial	High Temp & Sun

Appendix C - Rink Pricing & Comparisons

Open Skate Fees	2013-14	2014-15	2015-16
Adults (18 years & up)	\$7	\$7	\$8
Children (4 years & up)	\$5	\$5	\$5
Skate Rental	\$3	\$4	\$4

Open Skate Daily Fee Comparisons

Rink	Adult	Child	Skate Rental
Watts Ice Center Glencoe	\$8	\$5	\$4
Centennial Ice Rink Wilmette	\$8.75	\$7.50	\$4.50
Centennial Ice Rink Highland Park	\$6	\$5	\$3
Winnetka Ice Arena Winnetka	\$7	\$6	\$3.50
Skokie Skatium Skokie	\$5.50	\$4.50	\$3

Season Pass Fees	Early Bird (through 11/20)	Regular (as of 11/21)
Individual	\$58	\$74
Each Add'l Family Member	\$27	\$32
Late Addition/Lost Token	\$10	\$10

Year Round Pass Fee Comparisons

Rink	Individual	Additional Family Member
Watts Ice Center Glencoe	\$58	\$27
Centennial Ice Rink Wilmette	\$120	\$21
Centennial Ice Rink Highland Park	Not Available	Not Available
Winnetka Ice Arena Winnetka	\$90 (30 use punch card)	\$37 (10 use punch card)
Skokie Skatium Skokie	\$85	\$31

Appendix C - Rink Pricing & Comparisons (cont.)

Ice Rental Rates Hourly	2015-16 R/NR	2014-15 R/NR	2013-14 R/NR	2012-13 R/NR
Main Rink	\$253/\$278	\$230/\$265	\$225/\$240	\$220/\$235
Studio Rink	\$150/\$165	\$145/\$160	\$145/\$155	\$135/\$150

Weekly Open Hockey and Public Skate Hours Comparison 2015-2016

Rink	Location	Public Skate	Open Hockey
Winnetka Ice Arena	Winnetka	9.75	Not Offered
Glenview Ice Center	Glenview	15	3.5
Centennial Ice Rink	Highland Park	15.5	Not Offered
Skokie Skatium	Skokie	15.75	7
Centennial Ice Rink	Wilmette	17.25	8.75
Watts Ice Center	Glencoe	22.5	30

Ice Rental Fees Comparison

Rink	Main Sheet	Studio Sheet
Watts Ice Center Glencoe	\$253	\$150
Centennial Ice Rink Wilmette	\$365	\$170
Centennial Ice Rink Highland Park	\$300	Not Available
Winnetka Ice Arena Winnetka	\$315	Not Available
Skokie Skatium Skokie	\$325	\$145

- Permits for alcohol use were available with an additional cost for liquor liability at \$175.
- A kitchen facility rental was available for a \$20 fee per hour.
- Broomball equipment rental was available for \$25 per hour.
- Room and party rentals included all setup and cleanup time the patron needed. Any extended rentals, equipment use, and rentals remaining past the ending time of the contract or requiring additional clean-up costs incurred by the District were charged a rate of \$50 per hour.

APPENDIX D

G/L MONTHLY Budget Report-ALL FUNDS

For Fiscal: 2015-2016 Period Ending: 02/29/2016

		Original Total Budget	Current Total Budget	Period Activity	Fiscal Activity	Variance Favorable (Unfavorable)	Percent Remaining
Department: 13 - WATTS ICE CENTER DEPT.							
Program: 00 - Undesignated Program							
Revenue							
AccountCategory: 42 - Program Revenues							
<u>10-13-000-4210</u>	SCHOLARSHIPS AWARDED	0.00	0.00	0.00	0.00	0.00	0.00 %
<u>10-13-000-4211</u>	EMPLOYEE DISCOUNT	0.00	0.00	0.00	0.00	0.00	0.00 %
<u>10-13-000-4212</u>	GIFT CERTIFICATES REDEEMED	0.00	0.00	0.00	0.00	0.00	0.00 %
AccountCategory: 42 - Program Revenues Total:		0.00	0.00	0.00	0.00	0.00	0.00 %
AccountCategory: 43 - Daily Fees							
<u>10-13-000-4300</u>	DAILY FEES-RES AND NR	12,200.00	12,200.00	2,259.00	12,302.00	102.00	100.84 %
<u>10-13-000-4390</u>	ADMISSIONS-SHORT & OVER	0.00	0.00	0.00	0.00	0.00	0.00 %
AccountCategory: 43 - Daily Fees Total:		12,200.00	12,200.00	2,259.00	12,302.00	102.00	0.84 %
AccountCategory: 44 - Sales							
<u>10-13-000-4400</u>	CONCESSION FOOD SALES	300.00	300.00	100.00	607.53	307.53	202.51 %
<u>10-13-000-4410</u>	VENDING	1,200.00	1,200.00	0.00	646.19	-553.81	46.15 %
<u>10-13-000-4430</u>	MERCHANDISE SALES	250.00	250.00	16.00	29.89	-220.11	88.04 %
<u>10-13-000-4460</u>	SKATE SHARPENING	300.00	300.00	20.00	145.00	-155.00	51.67 %
<u>10-13-000-4490</u>	CONCESSION - OVER & SHORT	0.00	0.00	0.00	0.00	0.00	0.00 %
AccountCategory: 44 - Sales Total:		2,050.00	2,050.00	136.00	1,428.61	-621.39	30.31 %
AccountCategory: 45 - Rentals							
<u>10-13-000-4500</u>	ROOM RENTALS	10,000.00	10,000.00	630.00	5,205.00	-4,795.00	47.95 %
<u>10-13-000-4512</u>	LIQUOR LIAB FEES REC'D	1,000.00	1,000.00	525.00	1,225.00	225.00	122.50 %
<u>10-13-000-4525</u>	RENTAL - OFFSEASON USES	0.00	0.00	0.00	0.00	0.00	0.00 %
<u>10-13-000-4530</u>	RENTAL - PARTY ICE	12,250.00	12,250.00	1,457.50	13,726.11	1,476.11	112.05 %
<u>10-13-000-4531</u>	RENTAL - MISC HOCKEY	38,000.00	38,000.00	11,190.08	37,159.58	-840.42	2.21 %
<u>10-13-000-4532</u>	RENTAL - WINNETKA HOCKEY	36,000.00	36,000.00	14,850.00	29,430.00	-6,570.00	18.25 %
<u>10-13-000-4534</u>	RENTAL - PRIVATE SKATE	125.00	125.00	10.00	25.00	-100.00	80.00 %
<u>10-13-000-4535</u>	RENTAL - ICE SKATES	7,000.00	7,000.00	1,824.00	7,376.00	376.00	105.37 %
<u>10-13-000-4544</u>	RENTAL-GROUPON	0.00	0.00	0.00	285.58	285.58	0.00 %
AccountCategory: 45 - Rentals Total:		104,375.00	104,375.00	30,486.58	94,432.27	-9,942.73	9.53 %
AccountCategory: 46 - Passes							
<u>10-13-000-4620</u>	PASS-FAMILY RESIDENT ICE TOKEN	9,270.00	9,270.00	0.00	6,697.00	-2,573.00	27.76 %
<u>10-13-000-4621</u>	PASS-INDIV RESIDENT ICE TOKEN	500.00	500.00	0.00	116.00	-384.00	76.80 %
<u>10-13-000-4622</u>	PASS-FAMILY NR ICE TOKEN	1,900.00	1,900.00	0.00	798.00	-1,102.00	58.00 %
<u>10-13-000-4623</u>	PASS-INDIV NR ICE TOKEN	250.00	250.00	0.00	0.00	-250.00	100.00 %
<u>10-13-000-4630</u>	PASS - DROP IN-SCRUB HOCKEY	1,800.00	1,800.00	720.00	2,550.00	750.00	141.67 %
<u>10-13-000-4631</u>	PASS - DROP IN-OPEN SHOOT	2,520.00	2,520.00	763.00	4,263.00	1,743.00	169.17 %
<u>10-13-000-4632</u>	PASS - DROP IN-ADULT OPEN HOCKEY	840.00	840.00	28.00	448.00	-392.00	46.67 %
<u>10-13-000-4633</u>	PASS-HOCKEY SHOOT PUNCHCARDS	2,900.00	2,900.00	45.00	2,190.00	-710.00	24.48 %
<u>10-13-000-4650</u>	REPLACMT TOKEN/PASS/SWIPECARD	50.00	50.00	0.00	0.00	-50.00	100.00 %
AccountCategory: 46 - Passes Total:		20,030.00	20,030.00	1,556.00	17,062.00	-2,968.00	14.82 %
AccountCategory: 49 - Miscellaneous Revenue							
<u>10-13-000-4910</u>	MISC/UNCLASSIFIED INCOME	100.00	100.00	0.00	-1.00	-101.00	101.00 %
AccountCategory: 49 - Miscellaneous Revenue Total:		100.00	100.00	0.00	-1.00	-101.00	101.00 %
Revenue Total:		138,755.00	138,755.00	34,437.58	125,223.88	-13,531.12	9.75 %
Expense							
AccountCategory: 51 - Salaries/Wages							
<u>10-13-000-5101</u>	FT ADMINISTRATION SALARIES	14,040.00	14,040.00	2,335.86	15,484.12	-1,444.12	-10.29 %
<u>10-13-000-5102</u>	FT RECREATION SALARIES	24,890.00	24,890.00	3,757.50	26,252.87	-1,362.87	-5.48 %
<u>10-13-000-5103</u>	FT PARK MAINTENANCE SALARIES	14,160.00	14,160.00	1,180.00	14,160.00	0.00	0.00 %
<u>10-13-000-5104</u>	FT FACILITY MAINT SALARIES	7,040.00	7,040.00	749.00	7,777.00	-737.00	-10.47 %
<u>10-13-000-5110</u>	PT WAGES - OFFICE/CLERICAL	18,095.00	18,095.00	3,856.74	14,124.90	3,970.10	21.94 %
<u>10-13-000-5116</u>	PT WAGES - CUSTODIANS	2,000.00	2,000.00	0.00	0.00	2,000.00	100.00 %
<u>10-13-000-5125</u>	PT WAGES-RENTL ATTDNT	460.00	460.00	217.00	1,489.49	-1,029.49	-223.80 %
<u>10-13-000-5155</u>	PT WAGES - PT MANAGER	15,120.00	15,120.00	2,664.23	8,563.05	6,556.95	43.37 %
<u>10-13-000-5160</u>	PT WAGES - SKATEGUARDS	11,250.00	11,250.00	2,758.26	5,776.14	5,473.86	48.66 %

APPENDIX D

G/L MONTHLY Budget Report-ALL FUNDS

For Fiscal: 2015-2016 Period Ending: 02/29/2016

		Original Total Budget	Current Total Budget	Period Activity	Fiscal Activity	Variance Favorable (Unfavorable)	Percent Remaining
10-13-000-5170	PT WAGES - CONCESSIONS	320.00	320.00	87.50	199.56	120.44	37.64 %
10-13-000-5180	PT WAGES - ATTENDANT/CASHIER	6,810.00	6,810.00	1,695.29	4,732.87	2,077.13	30.50 %
AccountCategory: 51 - Salaries/Wages Total:		114,185.00	114,185.00	19,301.38	98,560.00	15,625.00	13.68 %
AccountCategory: 52 - Utilities							
10-13-000-5210	TELEPHONE/INTERNET	3,000.00	3,000.00	111.80	2,507.67	492.33	16.41 %
10-13-000-5220	FUEL/HEAT	7,000.00	7,000.00	830.15	2,897.15	4,102.85	58.61 %
10-13-000-5230	ELECTRICITY	34,200.00	34,200.00	8,972.09	32,216.30	1,983.70	5.80 %
10-13-000-5240	WATER	3,600.00	3,600.00	0.00	951.38	2,648.62	73.57 %
AccountCategory: 52 - Utilities Total:		47,800.00	47,800.00	9,914.04	38,572.50	9,227.50	19.30 %
AccountCategory: 53 - Contractual							
10-13-000-5301	POSTAGE	500.00	500.00	0.00	300.00	200.00	40.00 %
10-13-000-5305	PARTY RENTAL ENTERMT/LIQ LIAB PE...	1,000.00	1,000.00	0.00	175.00	825.00	82.50 %
10-13-000-5340	CONFERENCES AND TRAINING	400.00	400.00	0.00	73.54	326.46	81.62 %
10-13-000-5350	MAINTENANCE SERVICES	1,000.00	1,000.00	0.00	476.25	523.75	52.38 %
10-13-000-5351	REPAIRS - EQUIPMENT	2,000.00	2,000.00	0.00	660.00	1,340.00	67.00 %
10-13-000-5352	REPAIRS - BUILDINGS	4,000.00	4,000.00	0.00	149.00	3,851.00	96.28 %
10-13-000-5353	DISPOSAL/PORTOLET SERVICE	1,500.00	1,500.00	82.40	1,228.58	271.42	18.09 %
10-13-000-5354	CLEANING SERVICE	0.00	0.00	0.00	0.00	0.00	0.00 %
10-13-000-5355	MAINTENANCE SERVICE AGREEMTS	1,400.00	1,400.00	375.00	1,226.30	173.70	12.41 %
10-13-000-5356	MAINT SERVICE - ZAMBONI	1,000.00	1,000.00	236.60	1,014.25	-14.25	-1.43 %
10-13-000-5357	MAINT SERVICE-REFRIGERATION	7,000.00	7,000.00	4,099.00	10,879.37	-3,879.37	-55.42 %
10-13-000-5360	PRINTING/MARKETING/ADVERTISING	1,600.00	1,600.00	0.00	2,084.79	-484.79	-30.30 %
10-13-000-5361	PRINTING - EMPLOYMENT ADS	100.00	100.00	0.00	0.00	100.00	100.00 %
10-13-000-5364	CONTRACTL-SPEC EVENT/PASSHLDR	0.00	0.00	0.00	0.00	0.00	0.00 %
10-13-000-5366	REPAIRS-REC PRGM RELATED	1,000.00	1,000.00	0.00	0.00	1,000.00	100.00 %
10-13-000-5370	RENTAL - EQUIPMENT	150.00	150.00	0.00	0.00	150.00	100.00 %
AccountCategory: 53 - Contractual Total:		22,650.00	22,650.00	4,793.00	18,267.08	4,382.92	19.35 %
AccountCategory: 54 - Supplies							
10-13-000-5401	OFFICE SUPPLIES	1,000.00	1,000.00	0.00	405.72	594.28	59.43 %
10-13-000-5407	INSTRUCTION SUPPLIES	300.00	300.00	0.00	0.00	300.00	100.00 %
10-13-000-5412	CUSTODIAL/CLEANING SUPPLIES	2,000.00	2,000.00	188.50	1,903.24	96.76	4.84 %
10-13-000-5413	REFRIGERATION SUPPLIES	2,000.00	2,000.00	0.00	1,969.69	30.31	1.52 %
10-13-000-5415	SUPPLIES-WATTS SPEC EVENT	1,000.00	1,000.00	0.00	0.00	1,000.00	100.00 %
10-13-000-5416	SUPPLIES-ICE MAKING	0.00	0.00	0.00	0.00	0.00	0.00 %
10-13-000-5417	SUPPLIES-BOARDS/GLASS	0.00	0.00	0.00	0.00	0.00	0.00 %
10-13-000-5418	SUPPLIES-ZAMBONI	0.00	0.00	0.00	0.00	0.00	0.00 %
10-13-000-5420	SUPPLIES - GENERAL	3,300.00	3,300.00	20.93	2,777.51	522.49	15.83 %
10-13-000-5421	SUPPLIES - UNIFORMS	1,300.00	1,300.00	117.00	1,283.85	16.15	1.24 %
10-13-000-5430	SUPPLIES - FIRST AID	200.00	200.00	0.00	136.65	63.35	31.68 %
10-13-000-5450	SUPPLIES - EQUIPMENT PARTS	3,000.00	3,000.00	751.92	3,897.52	-897.52	-29.92 %
10-13-000-5451	SUPPLIES - BUILDING PARTS	3,000.00	3,000.00	164.67	3,055.17	-55.17	-1.84 %
10-13-000-5470	RESALE - FOOD/CONCESSION	300.00	300.00	93.60	315.40	-15.40	-5.13 %
10-13-000-5475	RESALE - MERCHANDISE	200.00	200.00	0.00	0.00	200.00	100.00 %
10-13-000-5480	GASOLINE/LUBRICANTS/PROPANE	1,800.00	1,800.00	397.00	2,896.56	-1,096.56	-60.92 %
10-13-000-5481	SUPPLIES-CONSTRUCTION	0.00	0.00	0.00	0.00	0.00	0.00 %
10-13-000-5482	SUPPLIES-HARDWARE	0.00	0.00	0.00	0.00	0.00	0.00 %
10-13-000-5483	SUPPLIES-PAINT	0.00	0.00	0.00	0.00	0.00	0.00 %
10-13-000-5484	SUPPLIES-ELECTRICAL/BULBS	0.00	0.00	0.00	0.00	0.00	0.00 %
10-13-000-5485	SUPPLIES-ICEMELT/SALT	0.00	0.00	0.00	0.00	0.00	0.00 %
10-13-000-5486	SUPPLIES-PLUMBING	0.00	0.00	0.00	0.00	0.00	0.00 %
10-13-000-5488	SUPPLIES-HAND TOOLS	0.00	0.00	0.00	0.00	0.00	0.00 %
AccountCategory: 54 - Supplies Total:		19,400.00	19,400.00	1,733.62	18,641.31	758.69	3.91 %
AccountCategory: 55 - Capital							
10-13-000-5580	EQUIPMENT - GENERAL	4,000.00	4,000.00	0.00	5,937.67	-1,937.67	-48.44 %
10-13-000-5581	EQUIPMENT - BUILDING	10,000.00	10,000.00	821.10	7,761.32	2,238.68	22.39 %
10-13-000-5583	EQUIPMENT - OFFICE	0.00	0.00	0.00	0.00	0.00	0.00 %
10-13-000-5584	EQUIPMENT - RECREATION	1,500.00	1,500.00	0.00	1,450.17	49.83	3.32 %

APPENDIX D

G/L MONTHLY Budget Report-ALL FUNDS

For Fiscal: 2015-2016 Period Ending: 02/29/2016

	Original Total Budget	Current Total Budget	Period Activity	Fiscal Activity	Variance Favorable (Unfavorable)	Percent Remaining
<u>10-13-000-5588</u> BUILDING IMPROVEMENTS	6,000.00	6,000.00	0.00	4,136.32	1,863.68	31.06 %
AccountCategory: 55 - Capital Total:	21,500.00	21,500.00	821.10	19,285.48	2,214.52	10.30 %
AccountCategory: 57 - Fixed Charges						
<u>10-13-000-5730</u> DUES/MEMBERSHIPS	500.00	500.00	0.00	395.00	105.00	21.00 %
AccountCategory: 57 - Fixed Charges Total:	500.00	500.00	0.00	395.00	105.00	21.00 %
AccountCategory: 58 - Fund Transfer Out						
<u>10-13-000-5890</u> G&A DEPT. TRANSFER	45,935.00	45,935.00	5,240.00	40,798.00	5,137.00	11.18 %
AccountCategory: 58 - Fund Transfer Out Total:	45,935.00	45,935.00	5,240.00	40,798.00	5,137.00	11.18 %
AccountCategory: 59 - Miscellaneous Expense						
<u>10-13-000-5990</u> CONTINGENCY	1,000.00	1,000.00	1,150.00	1,150.00	-150.00	-15.00 %
AccountCategory: 59 - Miscellaneous Expense Total:	1,000.00	1,000.00	1,150.00	1,150.00	-150.00	-15.00 %
Expense Total:	272,970.00	272,970.00	42,953.14	235,669.37	37,300.63	13.66 %
Program: 00 - Undesignated Program Surplus (Deficit):	-134,215.00	-134,215.00	-8,515.56	-110,445.49	23,769.51	17.71 %
Department: 13 - WATTS ICE CENTER DEPT. Surplus (Deficit):	-134,215.00	-134,215.00	-8,515.56	-110,445.49	23,769.51	17.71 %

APPENDIX D

Rec Prmgs-NET

For Fiscal: 2015-2016 Period Ending: 02/29/2016

Account Type	Original Total Budget	Current Total Budget	MTD Activity	YTD Activity	Budget Remaining
Program: 20 - Watts Ice Programs					
Activity: 203 - LEARN TO SKATE					
Revenue	13,860.00	13,860.00	0.00	9,972.50	3,887.50
Expense	8,455.00	8,455.00	1,935.17	3,690.18	4,764.82
Activity: 203 - LEARN TO SKATE Surplus (Deficit):	5,405.00	5,405.00	-1,935.17	6,282.32	-877.32
Activity: 204 - HOCKEY LESSONS					
Revenue	4,032.00	4,032.00	0.00	4,828.17	-796.17
Expense	1,440.00	1,440.00	694.15	1,302.42	137.58
Activity: 204 - HOCKEY LESSONS Surplus (Deficit):	2,592.00	2,592.00	-694.15	3,525.75	-933.75
Activity: 205 - KINDERBLADES					
Revenue	5,550.00	5,550.00	0.00	3,649.83	1,900.17
Expense	2,880.00	2,880.00	383.90	635.84	2,244.16
Activity: 205 - KINDERBLADES Surplus (Deficit):	2,670.00	2,670.00	-383.90	3,013.99	-343.99
Activity: 206 - HOCKEY TOURNEY					
Revenue	3,000.00	3,000.00	0.00	0.00	3,000.00
Expense	500.00	500.00	0.00	0.00	500.00
Activity: 206 - HOCKEY TOURNEY Surplus (Deficit):	2,500.00	2,500.00	0.00	0.00	2,500.00
Activity: 207 - ADULT SKATING LESSONS					
Revenue	0.00	0.00	0.00	0.00	0.00
Expense	0.00	0.00	0.00	0.00	0.00
Activity: 207 - ADULT SKATING LESSONS Surplus (Deficit):	0.00	0.00	0.00	0.00	0.00
Activity: 208 - CHICKS & STICKS/WMS HOCKEY					
Revenue	0.00	0.00	0.00	0.00	0.00
Expense	0.00	0.00	0.00	0.00	0.00
Activity: 208 - CHICKS & STICKS/WMS HOCKEY Surplus (Deficit):	0.00	0.00	0.00	0.00	0.00
Activity: 211 - ISI SKATING MINI SESSIONS					
Revenue	1,980.00	1,980.00	0.00	4,019.60	-2,039.60
Expense	486.00	486.00	391.17	795.60	-309.60
Activity: 211 - ISI SKATING MINI SESSIONS Surplus (Deficit):	1,494.00	1,494.00	-391.17	3,224.00	-1,730.00
Activity: 217 - HOLIDAY BREAK SKATING					
Revenue	0.00	0.00	0.00	0.00	0.00
Expense	0.00	0.00	0.00	0.00	0.00
Activity: 217 - HOLIDAY BREAK SKATING Surplus (Deficit):	0.00	0.00	0.00	0.00	0.00
Program: 20 - Watts Ice Programs Surplus (Deficit):	14,661.00	14,661.00	-3,404.39	16,046.06	-1,385.06